



Know the score on just about everything

**REPORT FINDINGS**

# REPORT FINDINGS

## ABOUT YOU

### 1) Which year group are you in?

	Total
Group 9	174
Group 10	0
Group 11	0
Group 12	0
Group 13	0

### 2) How old are you?

	Total
13 years old	142
14 years old	32
15 years old	0
16 years old	0
17 years old	0
18 years old	0

### 3) What is your gender?

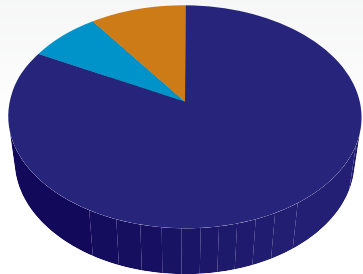
	Total	%
Male	85	49%
Female	89	51%



# REPORT FINDINGS

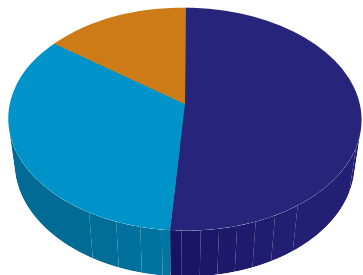
## SMOKING ATTITUDES

4) Which statement about tobacco (cigarettes) do you feel reflects your own attitude?



	Total	%
■ Tobacco use is never a good thing to do	144	83%
■ Smoking occasionally is ok but not daily	13	7%
■ Smoking everyday is ok if that's what the individual wants to do	17	10%

5) Which statement about tobacco use do you think is the attitude that most of the students in your year group have?



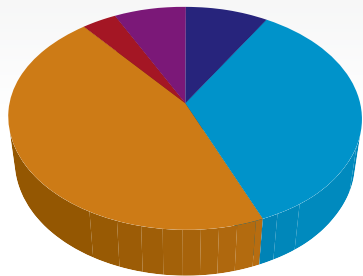
	Total	%
■ Tobacco use is never a good thing to do	89	51%
■ Smoking occasionally is ok but not daily	59	34%
■ Smoking everyday is ok if that's what the individual wants to do	26	15%



# REPORT FINDINGS

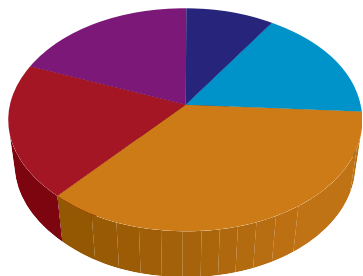
## ALCOHOLIC DRINKS

6) Which statement below about drinking alcohol do you feel reflects your own attitude?



	Total	%
■ Drinking is never a good thing for anyone at any age	15	9%
■ Drinking is ok for adults but not for students my age	61	35%
■ Drinking occasionally at my age is ok as long as it does not affect school work or other responsibilities	79	45%
■ Occasional drinking at my age is ok even if it does affect school work and other responsibilities	6	3%
■ Regular drinking at my age is ok if that is what the individual wants to do	13	7%

7) Which statement below about drinking alcohol do you think is the attitude that most students in your year group have?

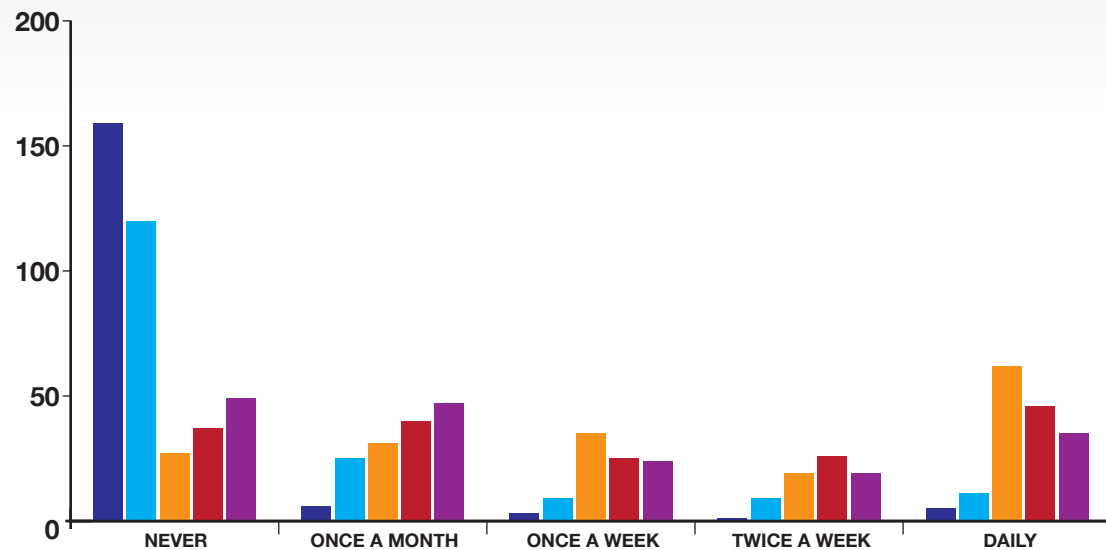


	Total	%
■ Drinking is never a good thing for anyone at any age	16	9%
■ Drinking is ok for adults but not for students my age	29	17%
■ Drinking occasionally at my age is ok as long as it does not affect school work or other responsibilities	62	36%
■ Occasional drinking at my age is ok even if it does affect school work and other responsibilities	34	20%
■ Regular drinking at my age is ok if that is what the individual wants to do	33	19%

# REPORT FINDINGS

## SMOKING ATTITUDES

8) How often do you think students in each of the groups smoke cigarettes?



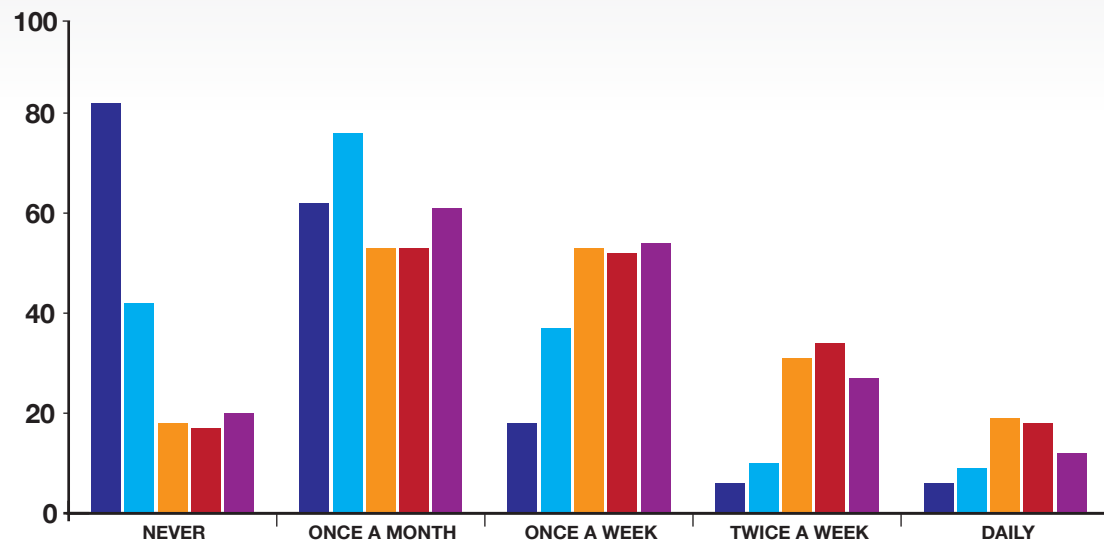
	Never	Once a month	Once a week	Twice a week	Daily
■ Yourself	159 (91%)	6	3	1	5
■ Friends	120	25	9	9	11
■ Other student in your year	27	31	35	19	62
■ Boys in your year	37	40	25	26	46
■ Girls in your year	49	47	24	19	35



# REPORT FINDINGS

## ALCOHOLIC DRINKS

9) How often do you think students in each of the groups drink alcohol?



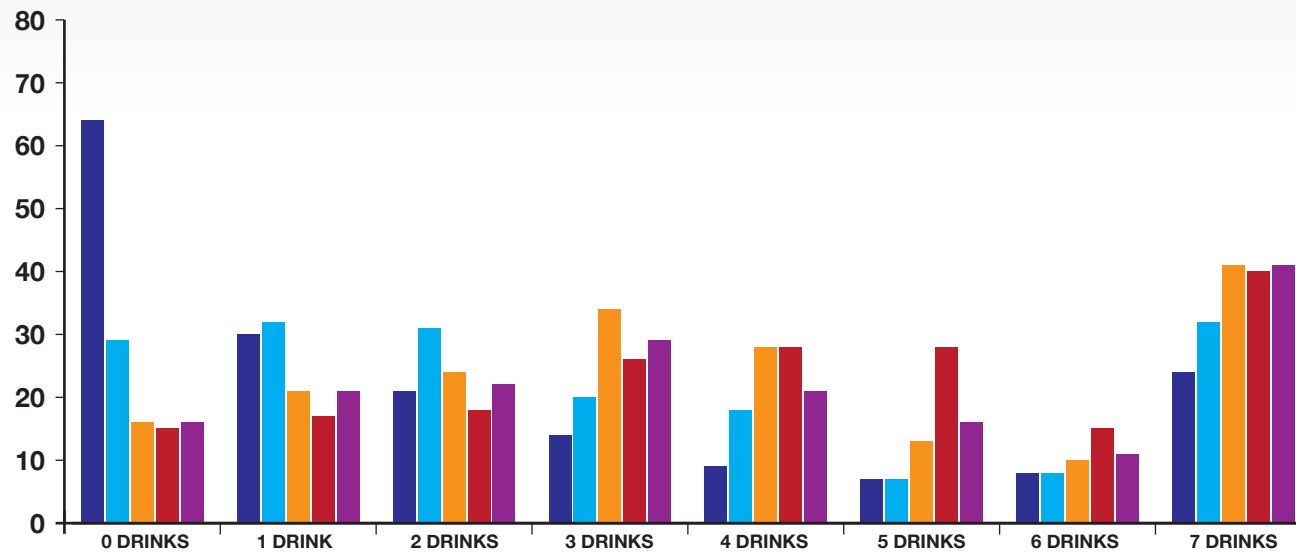
	Never	Once a month	Once a week	Twice a week	Daily
■ Yourself	82 (47%)	62	18	6	6
■ Friends	42	76	37	10	9
■ Other student in your year	18	53	53	31	19
■ Boys in your year	17	53	52	34	18
■ Girls in your year	20	61	54	27	12



# REPORT FINDINGS

## ALCOHOLIC DRINKS

10) How many alcoholic drinks do you think each of the following students consume at parties or other social occasions?  
(This could mean the number of shots of spirits, alcopops, half pint of lager or cider, a small glass of wine)



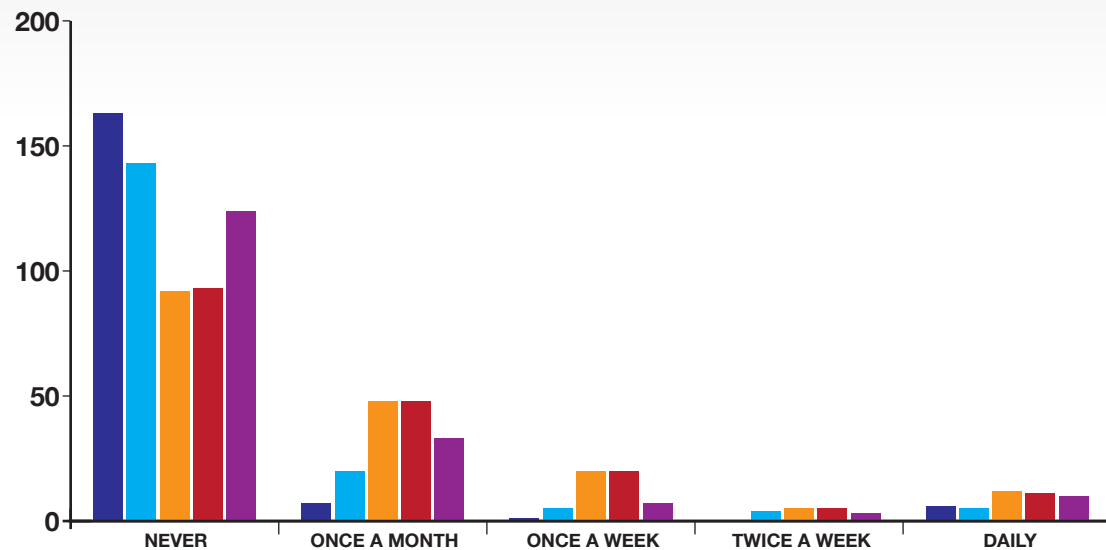
	0	1	2	3	4	5	6	7+
■ Yourself	64	30	21	14	9	7	8	24
■ Friends	29	32	31	20	18	7	8	32
■ Other student in your year	16	21	24	34	28	13	10	41
■ Boys in your year	15	17	18	26	28	28	15	40
■ Girls in your year	16	21	22	29	21	16	11	41



# REPORT FINDINGS

## DRUGS & ATTITUDES

11) How often do you think students in each of the groups use cannabis?



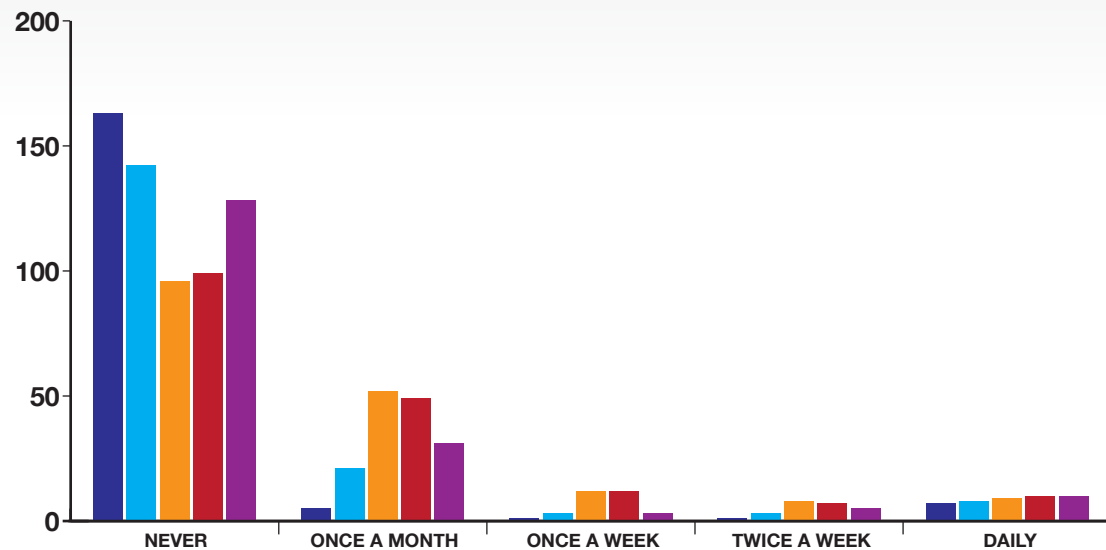
	Never	Once a month	Once a week	Twice a week	Daily
■ Yourself	163	7	1	0	6
■ Friends	143	20	5	4	5
■ Other student in your year	92	48	20	5	12
■ Boys in your year	93	48	20	5	11
■ Girls in your year	124	33	7	3	10



# REPORT FINDINGS

## DRUGS & ATTITUDES

12) How often do you think students in each of the groups use other illegal drugs?



	Never	Once a month	Once a week	Twice a week	Daily
■ Yourself	163	5	1	1	7
■ Friends	142	21	3	3	8
■ Other student in your year	96	52	12	8	9
■ Boys in your year	99	49	12	7	10
■ Girls in your year	128	31	3	5	10



# REPORT FINDINGS

## SMOKE ATTITUDES

13) What percentage of students in your year group do you think don't smoke at all?

	%
Boys	63%
Girls	66%

## ALCOHOLIC DRINKS

14) What percentage of students in your year group do you think never drinks alcohol at all?

	%
Boys	41%
Girls	43%

## ATTITUDES

15) During the last month, on how many days did you:

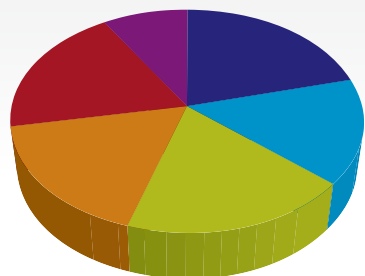
	Total
Smoke cigarettes	5 days avg.
Drink alcohol	10 days avg.
Smoke cannabis	3.5 days avg.



# REPORT FINDINGS

## SMOKE ATTITUDES

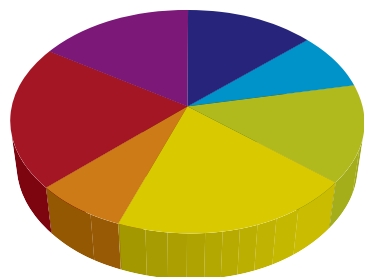
16) If you never smoke cigarettes or have smoked but sometimes choose not to; how do you resist pressure from those that are smoking?



	Total
Don't go to places where people are smoking	95
Leave places where people are smoking	69
Avoid smokers	84
Hang out with people who don't smoke	77
Tell people that I don't want to smoke if they ask me	86
Does not apply	40

## ALCOHOLIC DRINKS

17) If you never drink alcohol or have drunk alcohol but sometimes choose not to; how do you resist pressure from those that are drinking?



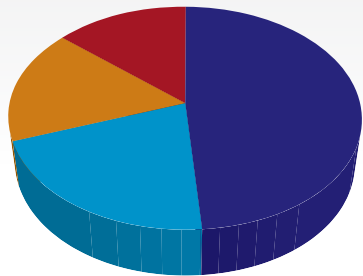
	Total
Don't go to parties where people are drinking	47
Leave parties where people are drinking	28
Hang out with people who don't drink	49
Tell people that I don't want to drink if they ask me	69
Hold an alcoholic drink but don't drink it	26
Drink non-alcoholic drinks	72
Does not apply	55



# REPORT FINDINGS

## ALCOHOLIC DRINKS

18) How recently, if ever, have you been drunk in the last year?



	Total	%
■ Never	85	49%
■ Within the last year but not last month	36	21%
■ Within the last month but not week	29	17%
■ Within the last week (7 days)	24	14%

19) What percentage of students in your year group do you think have been drunk on at least one occasion in the last week?

	Total
Boys	35%
Girls	34%



# REPORT FINDINGS

## ALCOHOLIC DRINKS

20) Have any of the following happened to you in the last year, as a result of you drinking alcohol?

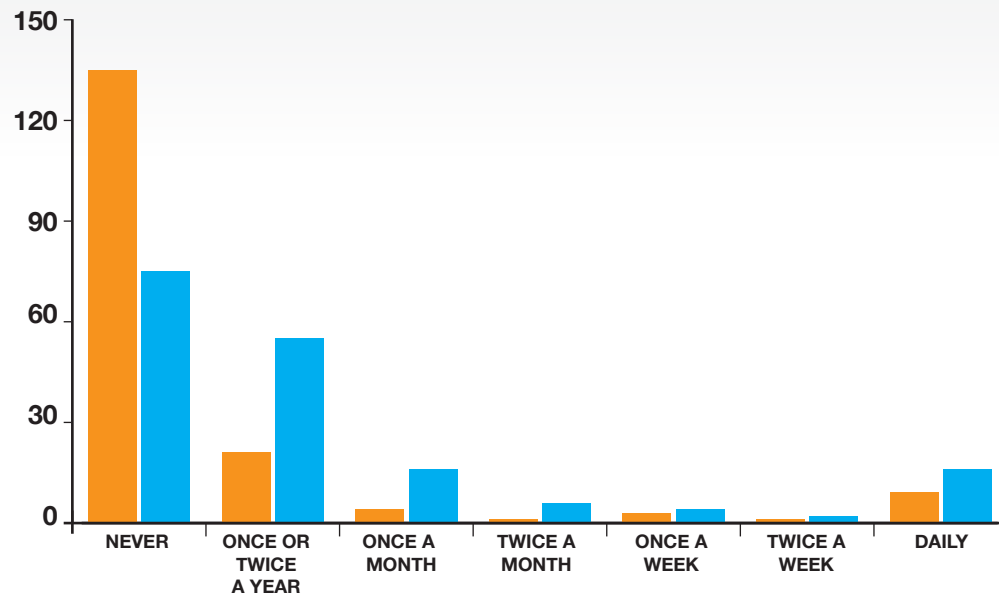
	Not in the last year	Once	More than once	Never
Injury to yourself	112	16	6	112
Injury to others	38	6	9	118
Fighting	38	10	6	117
Damage to property	116	12	10	116
Missing lessons	124	5	8	124
Poor attitude to lessons, homework	35	12	10	115
Late work, missing exams, not revising	35	10	11	116
Damaged relationships, friendships	36	18	11	107
Loss of memory – can't remember events, or actions while drinking	33	15	18	106
Hospitalisation	38	3	6	125
Poor performance in sporting activities matches	36	8	6	122
Punishment by parents or guardian	36	8	14	144
Trouble with police	37	5	5	125
Sickness (hangover, throwing up, illness)	30	20	20	102



# REPORT FINDINGS

## ATTITUDES

21) How often are you, and other students in your year approached by other students and offered cigarettes during school hours?



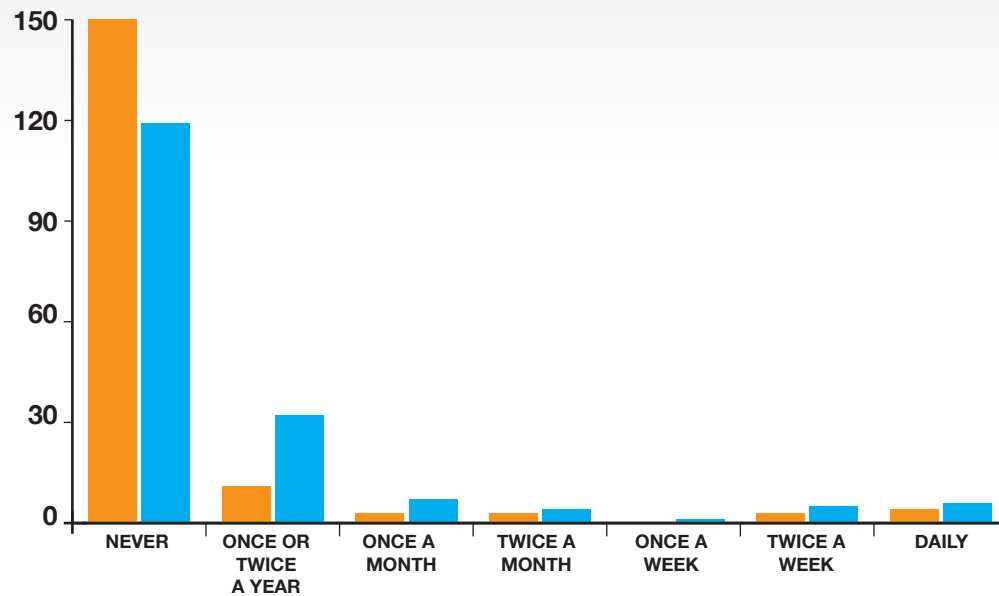
	Never	Once or twice per year	Once a month	Twice a month	Once a week	Twice a week	Daily
■ Yourself	135 (78%)	21	4	1	3	1	9
■ Other students	75 (43%)	55	16	6	4	2	16



# REPORT FINDINGS

## ATTITUDES

22) How often are you, and other students in your year approached by other students and offered alcohol during school hours?



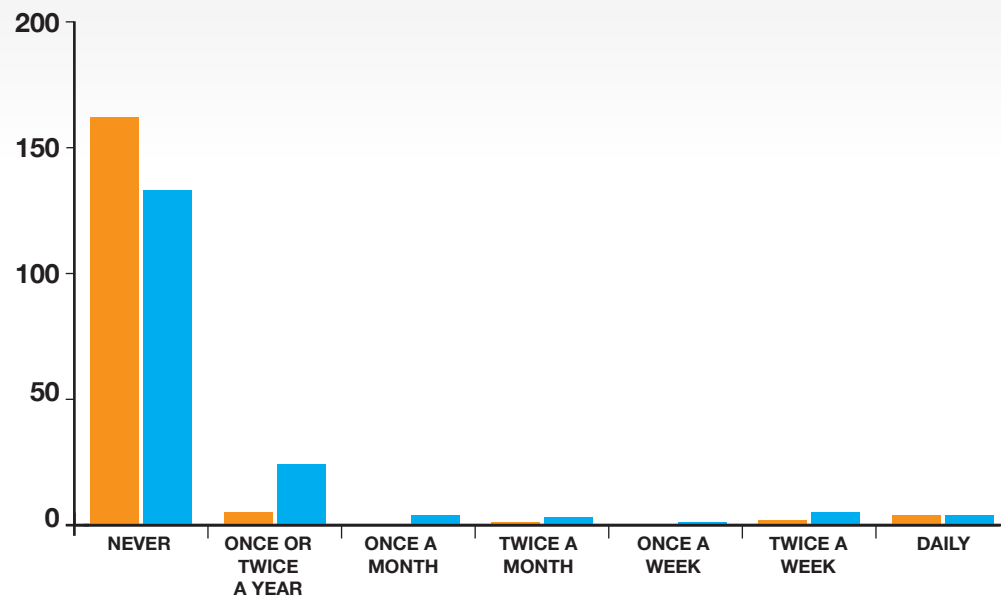
	Never	Once or twice per year	Once a month	Twice a month	Once a week	Twice a week	Daily
■ Yourself	150	11	3	3	0	3	4
■ Other students	119	32	7	4	1	5	6



# REPORT FINDINGS

## ATTITUDES

23) How often are you, and other students in your year approached by other students and offered cannabis during school hours?



	Never	Once or twice per year	Once a month	Twice a month	Once a week	Twice a week	Daily
■ Yourself	162	5	0	1	0	2	4
■ Other students	133	24	4	3	1	5	4



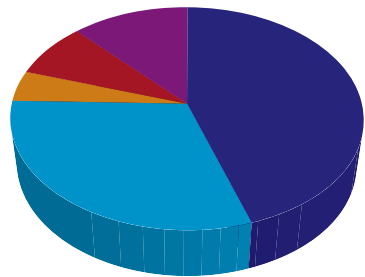
# REPORT FINDINGS

## CRIME AND ATTITUDES

24) Have you ever carried a weapon (e.g. knife or gun) in school at any time?

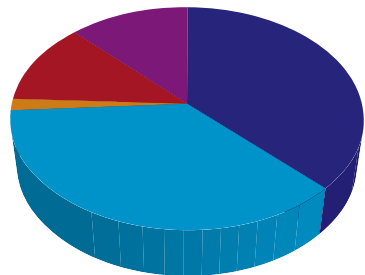
	Total
Yes	10
No	164

25) If you saw a weapon (e.g.knife or gun) at school, what actions would you take?



	Total
Tell a teacher	78
Tell a friend	53
Tell a parent, guardian or family member	8
Tell someone else (not a teacher)	14
Not tell anyone	21

26) What action do you think most students at school would take if they saw a weapon?



	Total
Tell a teacher	63
Tell a friend	62
Tell a parent, guardian or family member	3
Tell someone else (not a teacher)	20
Not tell anyone	21



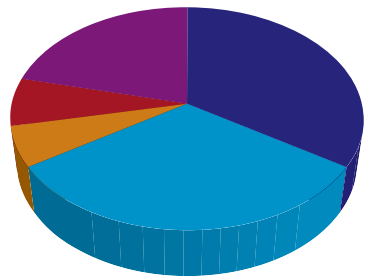
# REPORT FINDINGS

## CRIME AND ATTITUDES

27) What percentage of your year group do you think carry a weapon in school?

	%
Boys	8%
Girls	4%

28) If you saw drugs (other than cigarettes or alcohol) at school, what action would you take?



	Total
<span style="color: #000080;">■</span> Tell a teacher	59
<span style="color: #00AEEF;">■</span> Tell a friend	56
<span style="color: #FFA500;">■</span> Tell a parent, guardian or family member	10
<span style="color: #C00000;">■</span> Tell someone else (not a teacher)	12
<span style="color: #800080;">■</span> Not tell anyone	37



# REPORT FINDINGS

## SEXUAL HEALTH

29) Do you know where your nearest sexual health clinic is?

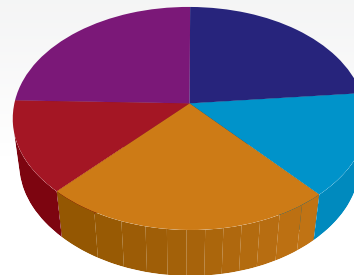
	Total
Yes	37
No	137

30) If you answered no do you know where you could get the information about your nearest sexual health clinic?

	Total
Yes	70
No	72
N/A	32

## ASPIRATIONS

31) What is the highest educational qualification you think you might achieve?



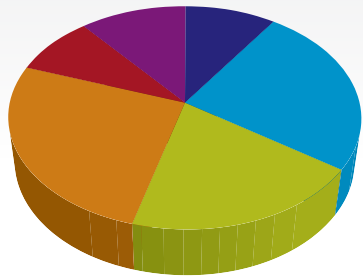
	Total
GCSE (or equivalent)	41
A-level (or equivalent)	26
Degree	41
Post Graduate qualification	23
Don't know	43



# REPORT FINDINGS

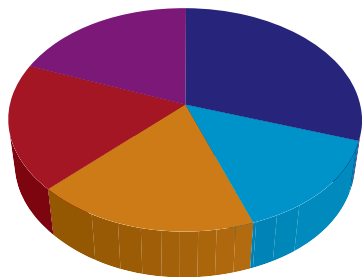
## SEX & RELATIONSHIPS

32) Who do you think should be the main source of information about sex and relationships for young people your age?



	Total
Form tutor	24
Parents/Guardian	62
Specially trained teachers	49
Nurses/health professionals	65
Peer Educator (older students)	22
Teenage parents	27

33) Which statement about sex and relationships best reflects your attitude?



	Total
Young people should wait until they are over 16 before having sex	93
It's OK to have sex under 16 if both partners are ready and have talked about it	44
You should wait until you are in a committed relationship before having sex	56
You should always use a condom to protect against sexually transmitted infections	56
You should use a condom even if the girl is on the pill	59



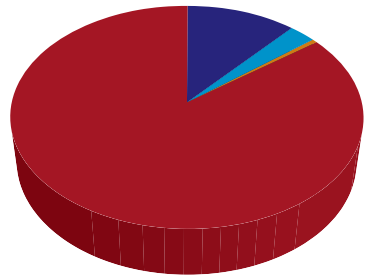
# REPORT FINDINGS

## SEX & RELATIONSHIPS

34) Have you ever had sexual intercourse?

	Total	%
Yes	26	15%
No	148	85%

35) If yes, have you used a condom?



	Total
Every time	20
Sometimes	5
Never	1
Does not apply	148

36) By the end of the year what percentage in your year group do you think have had sexual intercourse?

	%
Boys	24%
Girls	24%

37) What percentage in your year group thinks young people should wait until they are 16 before having sexual intercourse?

	%
Boys	44%
Girls	49%



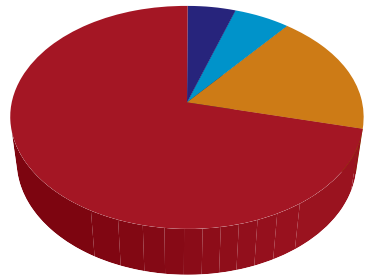
# REPORT FINDINGS

## SEX & RELATIONSHIPS

38) Do you think it is OK to have sexual intercourse under 16 if you are in a 'steady' relationship?

	Total
Yes	80
No	84

39) What length of time to you would be a 'steady' relationship?if you are in a 'steady' relationship?



	Total
1-2 weeks	9
3-4 weeks	10
5-8 weeks	31
More than 8 weeks	124

40) Have you ever had sexual intercourse while under the influence of alcohol?

	Total	%
Yes	8	5%
No	166	95%

41) What percentage of students in your year group do you think has had sexual intercourse while under the influence of alcohol?

	%
Yes	17%
No	17%



# REPORT FINDINGS

## BULLYING

42) Have you ever felt bullied at school?

	Total
Never	90
Rarely	50
Sometimes	19
Often	15

43) Please tick which you think can be forms of bullying

	Total
Verbal	143
Physical	128
Homophobic	107
Racist	120
Sexist	102
Cyber (computer)	122
Cyber (mobile phone, pictures, video, txt)	117
Indirect (spreading rumours, excluding someone)	103
Threatening	121
Theft or damage to property	96
Image	101
Disability discrimination	96

44) What percentage of young people in your year group do you think have been involved in encouraging some sort of bullying

	%
Boys	36%
Girls	37%

45) What percentage of young people in your year group do you think have experienced bullying?

	%
Boys	36%
Girls	37%

46) What percentage of young people in your year group do you think have witnessed bullying?

	%
Boys	51%
Girls	50%



# REPORT FINDINGS

## BULLYING

47) What percentage of students in your year group do you believe think any kind of bullying is wrong (physical, emotional, verbal, mobile phone, etc.)?

	%
Boys	<b>56%</b>
Girls	<b>60%</b>

48) Where does bullying take place?

	Total
Before school	<b>97</b>
After school	<b>109</b>
School bus	<b>86</b>
Break time	<b>108</b>
Lunchtime	<b>121</b>
Toilets	<b>77</b>
Classroom	<b>81</b>
Corridors	<b>98</b>
At home	<b>60</b>
Somewhere else	<b>76</b>

49) If you witnessed bullying what action would you take?

	Total
Tell a teacher	<b>65</b>
Tell a friend	<b>41</b>
Tell a parent	<b>11</b>
guardian or family member	<b>8</b>
Tell someone else (not a teacher)	<b>6</b>
Not tell anyone	<b>13</b>
Intervene (step in)	<b>16</b>
Ring a helpline	<b>0</b>
Something else	<b>14</b>

